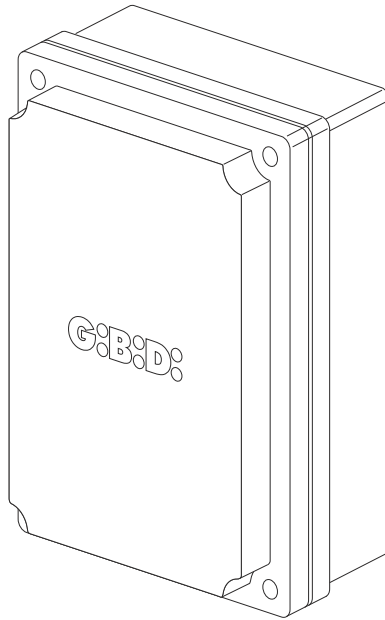


G:B:D:



:F4 PLUS

CE

F4 PLUS (AS05850)

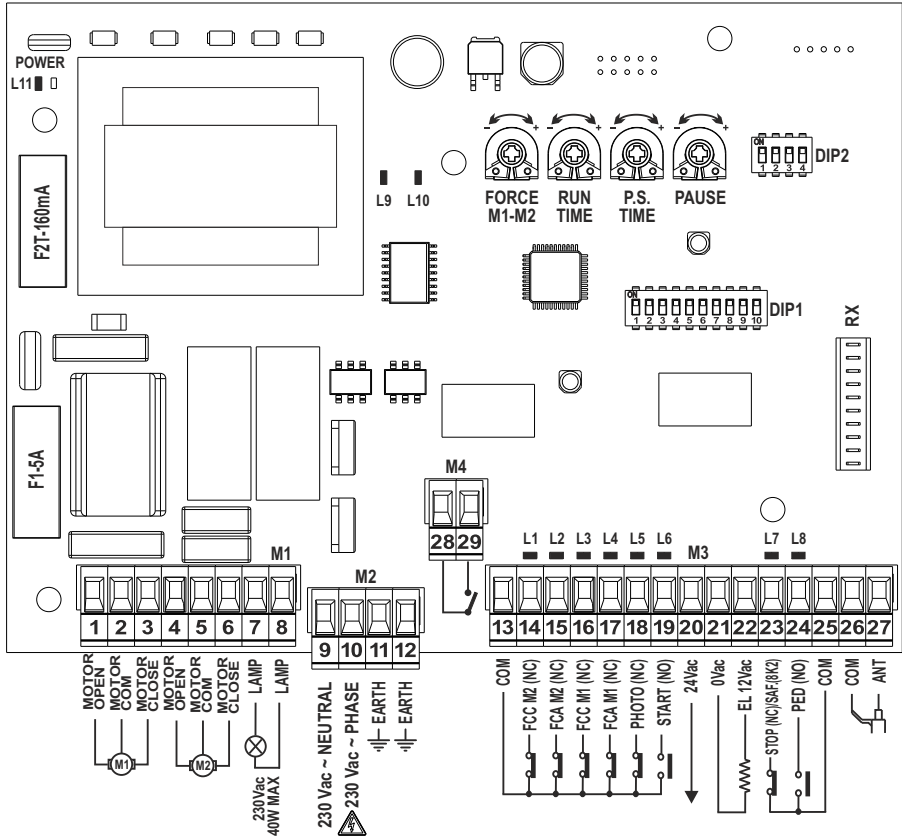
Apparechiatura elettronica
SCHEMA ELETTRICO E COLLEGAMENTI

Electronic control unit
ELECTRICAL CONNECTIONS

I-UK

SCHEMA ELETTRICO / ELECTRICAL CONNECTIONS

1



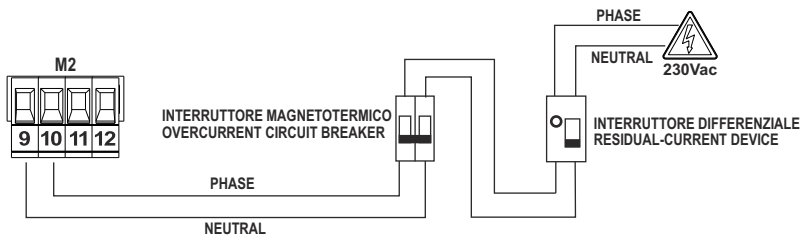
LED

L1	FCC M2
L2	FCA M2
L3	FCC M1
L4	FCA M1
L5	PHOTO
L6	START
L7	STOP
L8	PED
L9	-
L10	SAFETY (8K2)
L11	POWER

I-UK

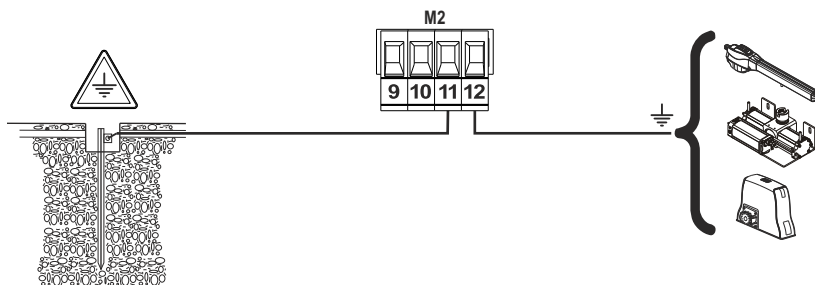
COLLEGAMENTO ALIMENTAZIONE / POWER SUPPLY CONNECTION

2



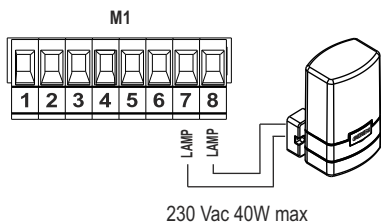
COLLEGAMENTO DI TERRA / EARTH CONNECTION

3

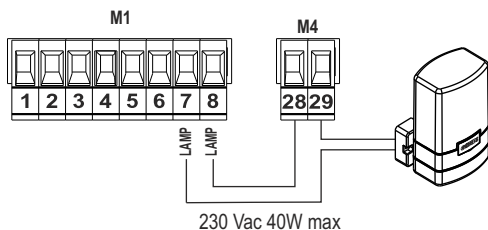
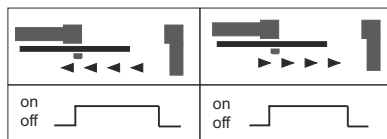


COLLEGAMENTO LAMPEGGIANTE / FLASHING LIGHT CONNECTION

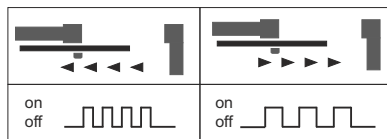
4



ON: OFF:
DIP1_9 = ON



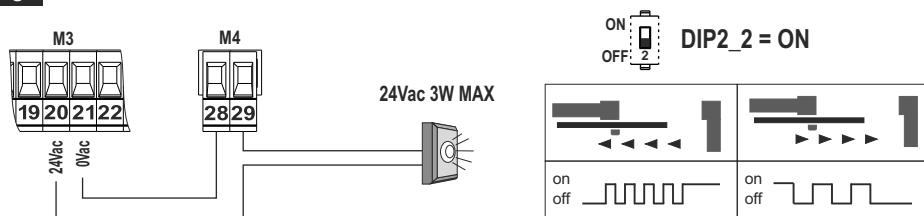
ON: OFF:
DIP2_2 = OFF
DIP1_9 = ON



I-UK

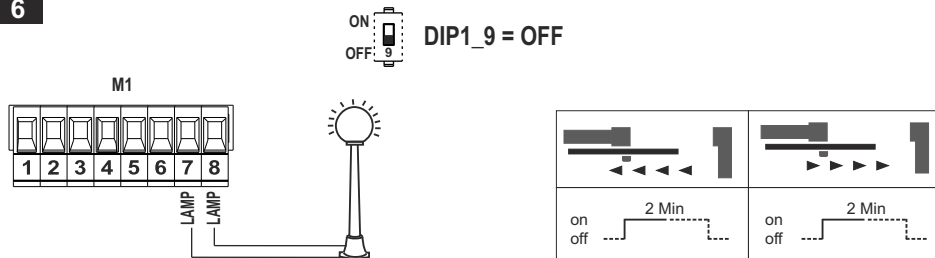
COLLEGAMENTO SPIA DI SEGNALAZIONE / WARNING LIGHT CONNECTION

5



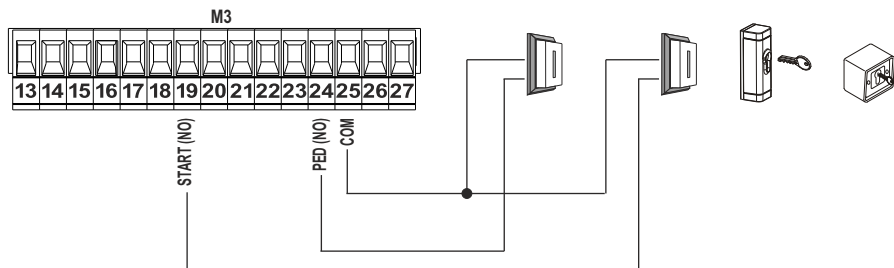
COLLEGAMENTO LUCE DI CORTESIA / COURTESY LIGHT CONNECTION

6



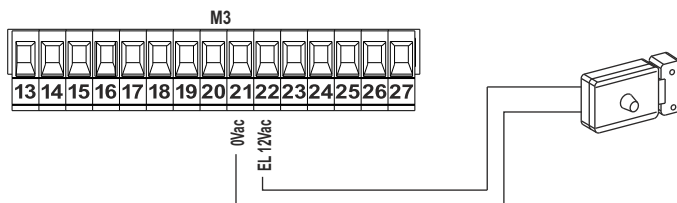
COLLEGAMENTO DISPOSITIVI DI COMANDO / CONTROL DEVICES CONNECTION

7



COLLEGAMENTO ELETTROSERRATURA / ELECTRICAL LOCK CONNECTION

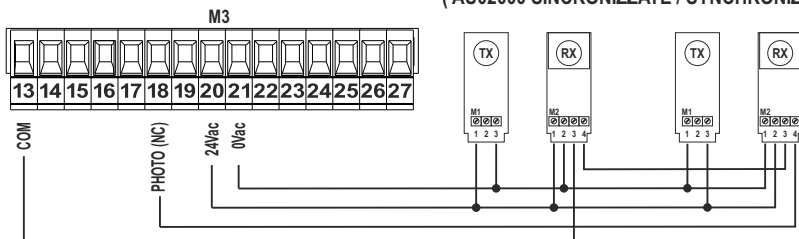
8



COLLEGAMENTO FOTOCELLE / PHOTOCELLS CONNECTION

(AU02000 SINCRONIZZATE / SYNCHRONIZED)

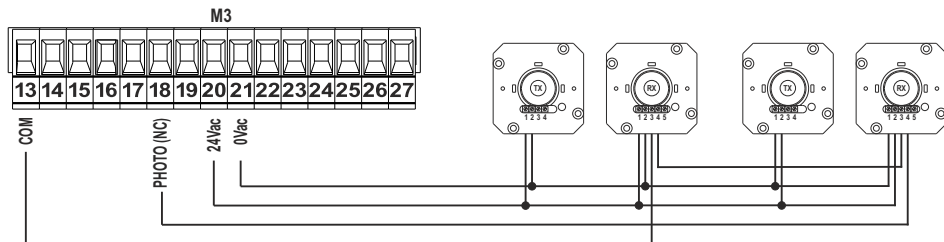
9



COLLEGAMENTO FOTOCELLE / PHOTOCELLS CONNECTION

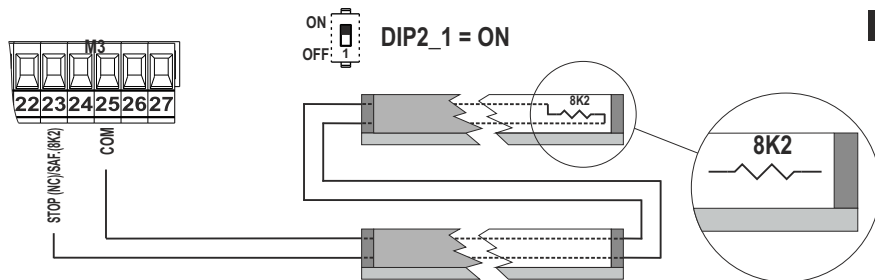
(AU01900 - AU01910 SINCRONIZZATE / SYNCHRONIZED)

10



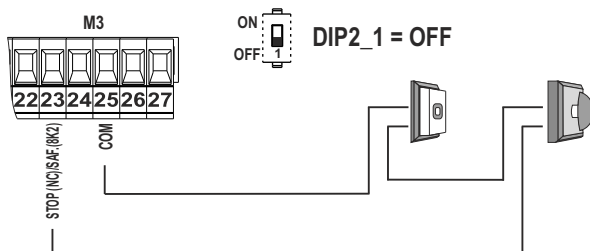
COLLEGAMENTO "DISPOSITIVO DI SICUREZZA" 8K2 / 8K2 "SAFETY DEVICE" CONNECTION

11



COLLEGAMENTO STOP / STOP CONNECTION

12



I-UK

IMPOSTAZIONE DI DEFAULT DIP1 / DIP1 DEFAULT SETTINGS

13

MANTENIMENTO BLOCCO OLEODINAMICO ABILITATO HYDRAULIC BLOCK MAINTENANCE ENABLED	<input checked="" type="checkbox"/>	10	MANTENIMENTO BLOCCO OLEODINAMICO DISABILITATO HYDRAULIC BLOCK MAINTENANCE DISABLED
MORSETTI 28-29 COME LAMPEGGIANTE A LUCE FISSA TERMINAL INPUTS N°28-29 AS FIXED FLASHING LIGHT	<input checked="" type="checkbox"/>	9	MORSETTI 28-29 COME LUCE DI CORTESIA TERMINAL INPUTS N°28-29 AS COURTESY LIGHT
INGRESSO PHOTO DISABILITATO / PHOTO INPUT DISABLED	<input checked="" type="checkbox"/>	8	INGRESSO PHOTO ABILITATO / PHOTO INPUT ENABLED
FCC M2 DISABILITATO / FCC M2 DISABLED	<input checked="" type="checkbox"/>	7	FCC M2 ABILITATO / FCC M2 ENABLED
FCA M2 DISABILITATO / FCA M2 DISABLED	<input checked="" type="checkbox"/>	6	FCA M2 ABILITATO / FCA M2 ENABLED
FCC M1 DISABILITATO / FCC M1 DISABLED	<input checked="" type="checkbox"/>	5	FCC M1 ABILITATO / FCC M1 ENABLED
FCA M1 DISABILITATO / FCA M1 DISABLED	<input checked="" type="checkbox"/>	4	FCA M1 ABILITATO / FCA M1 ENABLED
COLPO D'ARIETE ABILITATO / HAMMER STROKE ENABLED	<input checked="" type="checkbox"/>	3	COLPO D'ARIETE DISABILITATO / HAMMER STROKE DISABLED
LOGICA DI FUNZIONAMENTO CONDOMINIALE / WORKING LOGIC - AUTOMATIC	<input checked="" type="checkbox"/>	2	LOGICA DI FUNZIONAMENTO PASSO PASSO CON STOP WORKING LOGIC - STEP BY STEP WITH STOP
FOTOCELLULA IN APERTURA ABILITATA PHOTOCELL ACTIVE DURING OPENING ENABLED	<input checked="" type="checkbox"/>	1	FOTOCELLULA IN APERTURA DISABILITATA PHOTOCELL ACTIVE DURING OPENING DISABLED

ON OFF

IMPOSTAZIONE DI DEFAULT DIP2 / DIP2 DEFAULT SETTINGS

14

	<input checked="" type="checkbox"/>	4	
	<input checked="" type="checkbox"/>	3	
MORSETTO M4 COME SPIA / TERMINAL BLOCK M4 AS WARNING LIGHT	<input checked="" type="checkbox"/>	2	MORSETTO M4 COME LAMPEGGIANTE / TERMINAL BLOCK M4 AS FLASHING LIGHT
MORSETTI 23 COME COSTA 8K2 / TERMINAL INPUT N°23 AS 8K2 SAFETY DEVICE	<input checked="" type="checkbox"/>	1	MORSETTI 23 COME STOP N.C. / TERMINAL INPUT N°23 AS N.C. STOP

ON OFF

TRIMMER "FORCE"

15



MOVEMENT SPEED : 100% - THRUST FORCE: 25%
VELOCITA' ANTA : 100% - FORZA DI SPINTA : 25%



MOVEMENT SPEED : 100% - THRUST FORCE: 100%
VELOCITA' ANTA : 100% - FORZA DI SPINTA : 100%

TRIMMER "RUN TIME"

16



TEMPO DI LAVORO 2 SECONDI
RUN TIME 2 SECONDS



TEMPO DI LAVORO 103 SECONDI
RUN TIME 103 SECONDS

TRIMMER "P.S. TIME"

17



SFASAMENTO ANTE DISABILITATO
LEAVES PHASE SHIFT TIME DISABLED



SFASAMENTO ANTA 1 IN CHIUSURA: 20 SECONDI
LEAF 1 CLOSING PHASE SHIFT TIME: 20 SECONDS

TEMPO SFASAMENTO ANTA 2 IN APERTURA: FISSO 2 SECONDI
LEAF 2 CLOSING PHASE SHIFT TIME: 2 SECONDS NOT ADJUSTABLE

TRIMMER "PAUSE"

18



CHIUSURA AUTOMATICA DISABILITATA
AUTOMATIC CLOSING DISABLED



PAUSA 3 SECONDI
PAUSE 3 SECONDS



TEMPO PAUSA 103 SECONDI
PAUSE 103 SECONDS

GIBIDI

G.I.B.I.D.I. S.r.l.

Via Abetone Brennero, 177/B
46025 Poggio Rusco (MN) - ITALY
Tel. +39.0386.52.20.11
Fax +39.0386.52.20.31
E-mail: info@gibidi.com

Numero Verde: 800.290156

www.gibidi.com

